

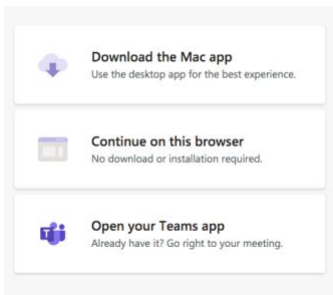
Scouts Canada Microsoft Teams How-To Guide

Step 1: Right click the link sent to the email used for the registration.

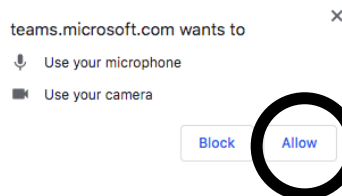
[Join Microsoft Teams Meeting](#)

[Learn more about Teams](#) | [Meeting options](#)

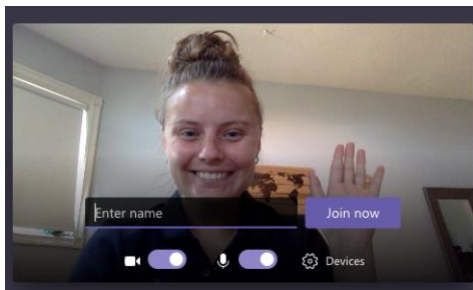
Step 2: Select one of the three options. The browser option does not require you to have a Microsoft Teams account.



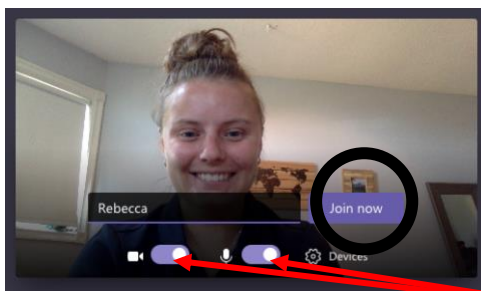
Step 3: Select allow.



Step 4: Enter your **camper's** name.



Step 5: Click join now.



Camera and Mic are on. You can turn them off if you would like.